

## INDICATIVE SEAL

# DRAGON SEAL WP (DSWP)

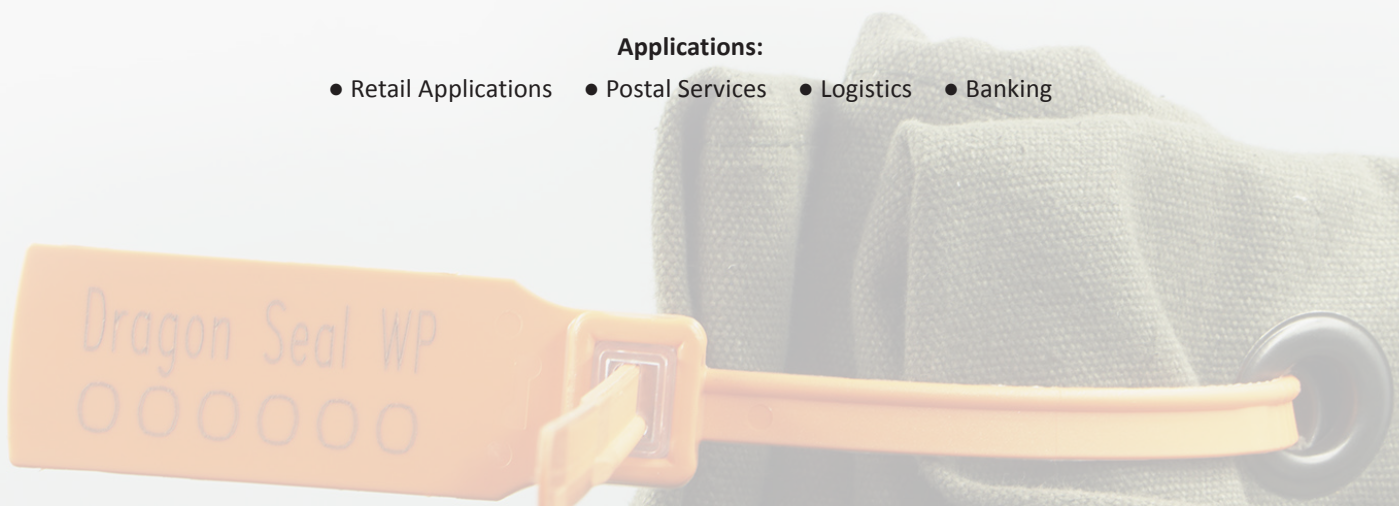
### Pull-Tight Seal

***Extensive tamper-evident features for versatile security needs.***

Dragon Seal WP is an advanced design in the Dragon Seal Family with a wider and thicker strap. The strap is embedded with ribs and spikes for additional grip and clear evidence of tampering. It is durable to withstand rough handling and is versatile for security and authentication purposes.


#### Applications:

- Retail Applications
- Postal Services
- Logistics
- Banking



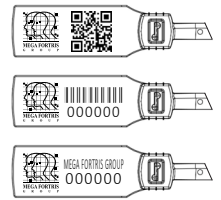
PREVENTION · PROTECTION · PEACE OF MIND



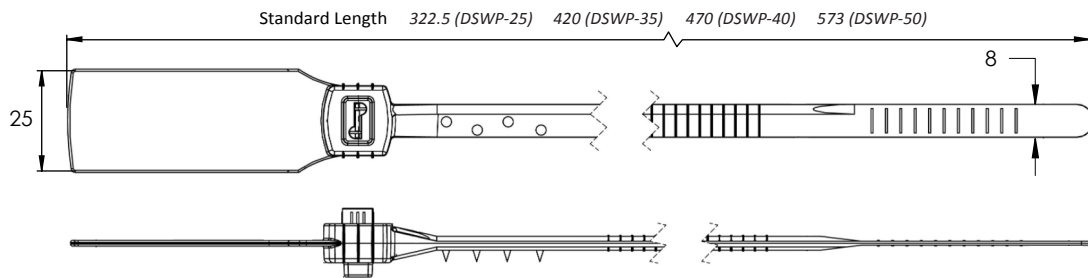


- 1 The Dragon Seal WP is moulded with Polypropylene (PP) material with the metal lock ultrasonically encapsulated to complement the long, thick strap.
- 2 One-way locking mechanism is embedded for fast and easy application.
- 3 The locking ribs on the seal provide better grip and stronger endurance during application. Evidence of tampering will be clear on the strap.
- 4 The large flap allows ample space for identifier marking. Irreversible identifiers such as name, logo, barcode, serial number and QR code are laser-marked on the flap.
- 5 Spikes are placed behind the seal to provide better grip on the application surface.
- 6 Biodegradable additives for plastic material are available.
- 7 Different strap lengths are available to cater to different applications.

LASER MARKING OPTION



VIEW APPLICATION GIF



TECHNICAL SPECIFICATIONS

PRODUCT - DRAGON SEAL WP (DSWP)

Code	Material	Locking Length	Locking Size	Tensile Strength	Marking Area	Max Marking Digits
DSWP25	<b>Plastic :</b> Polypropylene (PP) Temperature Range: -5°C to 80°C <b>Metal Jaw :</b> Stainless Steel (SUS 304)	253 mm (10 in)	8.0 mm (0.3 in)	>45 kgf (>99.2 lbf)	21 x 51 mm (0.8 x 2.0 in)	<b>Serial no : 15</b> <b>Barcode : 15</b>
DSWP35		350 mm (14 in)				
DSWP40		400 mm (16 in)				
DSWP50		503 mm (20 in)				

PACKAGING

Carton	Quantity	Dimensions (mm)	Gross Weight (kg)	Volume (m <sup>3</sup> )	Standard Pastel Colours
DSWP25 Inner	1000	562 x 316 x 244 (22.1 x 12.4 x 9.6 in)	7.48 (16.49 lb)	0.043 (1.5 cu.ft.)	Body : <span>WH</span> <span>PSYL</span> <span>PSOR</span> <span>PSRD</span> <span>PSBL</span> <span>PSGN</span> Cap : <span>TRNS</span>
DSWP35 Inner		TBC	TBC	TBC	For colour customisations, kindly contact us for further information.
DSWP40 Inner		615 x 280 x 280 (24.2 x 11.0 x 11.0 in)	10.45 (23.05 lb)	0.048 (1.7 cu.ft.)	
DSWP50 Inner		TBC	TBC	TBC	

Updated Date : 29 March 2022